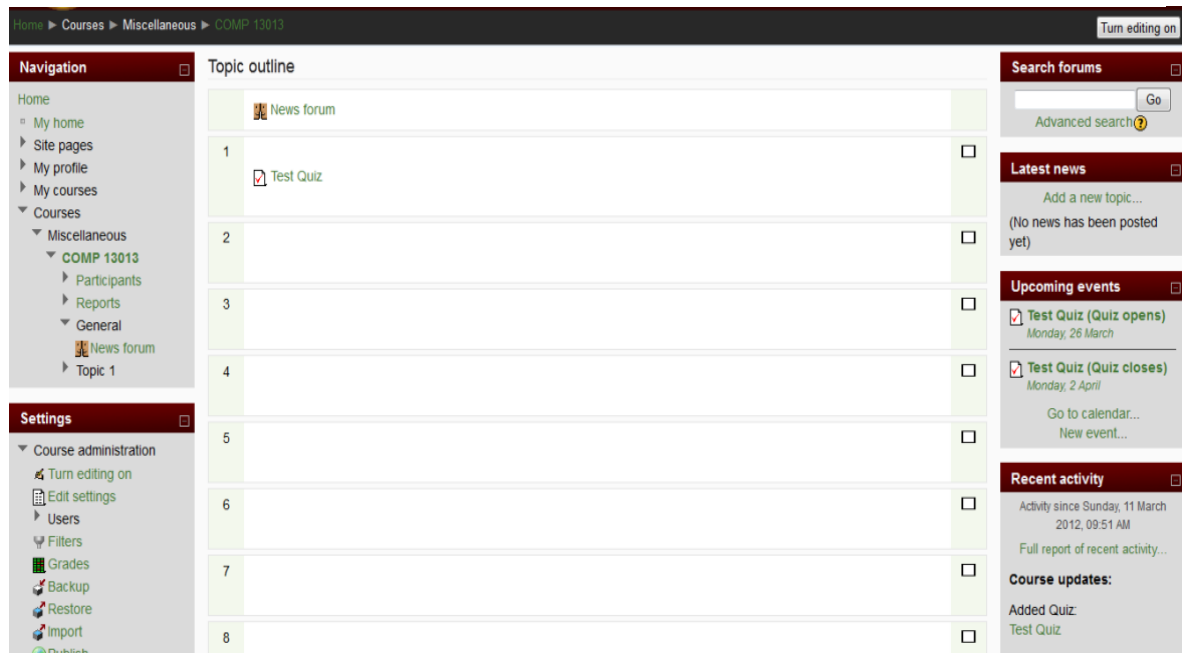
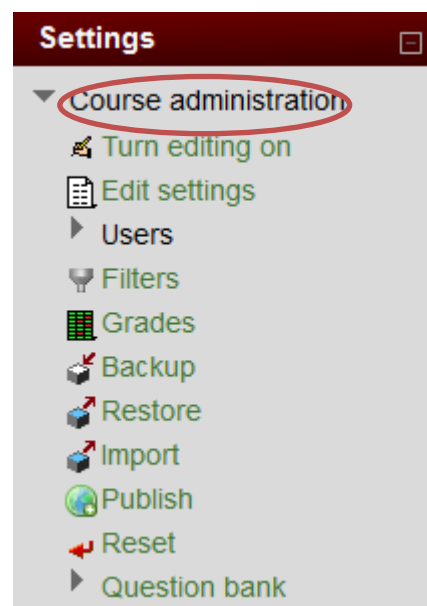
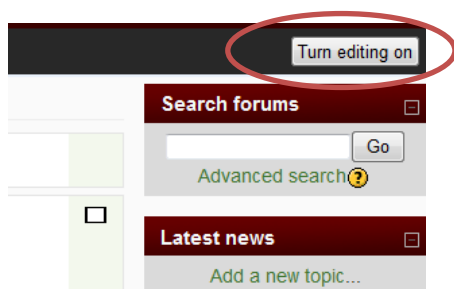


Getting Started

- A course homepage looks like the following screenshot. Down the left and right sides are blocks which can be added to and removed, and in the middle is the "work area".



- You can start work on it by turning on the editing, either with the button top right or the link in the Course Administration block:



[Home](#) ▶ [sac](#) Switch role to... Turn editing off

People

[Participants](#)

Activities

- [Assignments](#)
- [Chats](#)
- [Choices](#)
- [Databases](#)
- [Forums](#)
- [Glossaries](#)
- [Lessons](#)
- [Quizzes](#)
- [Resources](#)

Search Forums

Administration

Topic outline

- [News forum](#)
- Add a resource...
- Add an activity...

1

- Add a resource...
- Add an activity...

2

- Add a resource...
- Add an activity...

3

- Add a resource...
- Add an activity...

Course categories

- [Course 1](#)
- [Course 2](#)
- [Course 3](#)
- [Course 4](#)
- [Course 5](#)
- [Course 6](#)
- [All courses ...](#)

Latest News

[Add a new topic...](#)

(No news has been posted yet)

Upcoming Events

Recent Activity

Calendar